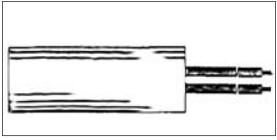



**TO PLACE AN ORDER, PLEASE SPECIFY:
OD, LENGTH, LEAD LENGTH & TYPE (SEE BELOW), VOLTS, WATTS.**

**HIGH QUALITY!
LOW PRICES!**



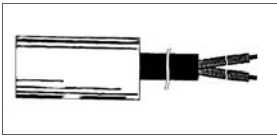
Tevac's Standard Leads

Swaged-in Flexible High Temperature Leads. This allows a high degree of flexing as well as the ability to bend the leads sharply adjacent to the heater. They are securely fastened inside the heater to provide an alternative to crimped-on leads & solid pins.



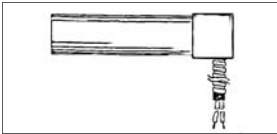
Tevac's Type CL

Flexible stranded lead wire is crimped to the end of the solid conductor and electronically insulated with 1-1/2" of silicone rubber sleeving.



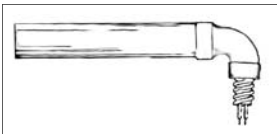
Tevac's Type SB

Swaged-in Stainless Steel Braid Metal protects lead from abrasive or sharp equipment while allowing flexibility. It is held securely inside the heater using a swage Ring. This prevents the braid from pulling out.



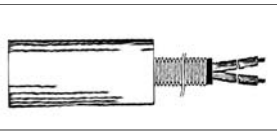
Tevac's Type RAC

In Right Angle Cap construction, the flexible hose is brazed to the metal cap before assembly to the heater. It is then placed over the leads and spot welded to the heater sheath. Right Angle Cap avoids potential lead wire damage.




Tevac's Type RAE

In Right Angle Copper Elbow construction, the copper elbow is brazed to the flex hose or braid before assembly to the heater. It is then crimped or welded to the heater sheath. Right Angle Copper Elbow avoids potential lead wire damage.



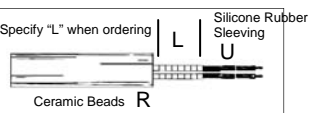
Tevac's Type SH

Swaged-in S.S. Metal Hose protects leads from abrasive or sharp equipment while allowing flexibility. The hose is swaged securely inside the heater to eliminate bulky fitting or couplers that might prevent full insertion of the heater.



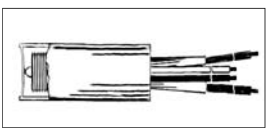
Tevac's Type RAL

Right Angle Leads without Cap offers high flexibility & are often used when space limitation are critical. Specify insert length when ordering. Crimped on leads are standard. Swaged-in leads are available as an option.



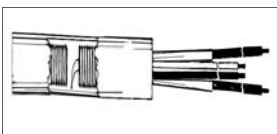
Tevac's Type CB

Ceramic Band insulation protects the leads from high temperature environments (above 500°F/ 260°C). The beads fit over the solid conductors that are extended long enough to reach a cooler area where flexible wires can be attached.



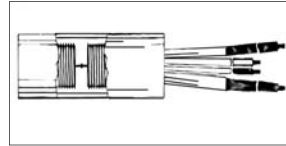
Tevac's Type JA

Internal thermocouple junction is located at the end disc to monitor the material flow past the end of the heater.



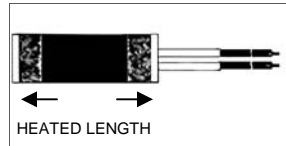
Tevac's Type JB

Internal thermocouple junction is located adjacent to the inside heater sheath to monitor the sheath temperature. The junction is normally in the center, but can be located anywhere along the length of the heater.



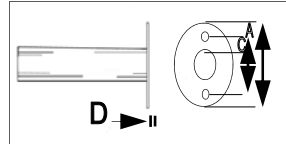
Tevac's Type JC

Internal thermocouple junction is located in the heater core to monitor the internal temperature of the heater.



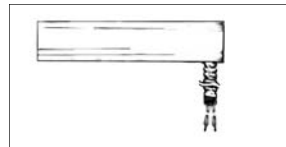
Tevac's Type DW

Distributed Wattage concentrates extra heat where it is needed. This is particularly useful to compensate for high heat losses along the edges of heated parts.



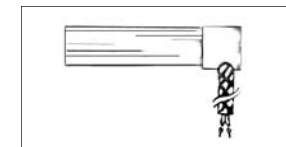
Tevac's Type MF

Mounting Flanges can be placed at any point along the heater. Where vibration can cause heaters to work loose into open air, a flange at the lead end is ideal to secure the heater.



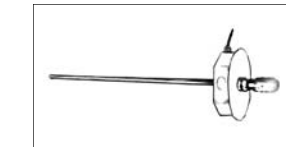
Tevac's Type RH

Right Angle S.S. Metal Hose protects leads from abrasive or sharp equipment & are often used when space limitations are critical. Specify insert length when ordering. See TYPE RAC for a less expensive and preferable design.



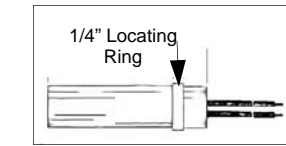
Tevac's Type RAB

Right Angle Swaged-in Stainless Steel Metal Braid with cap protects from abrasive or sharp equipment often used when space limitations are critical. A Swage Ring is used to fasten the braid inside the heater.



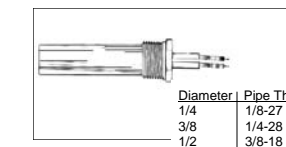
Tevac's Type BH

Bolt heaters are used for the pre-heating of large studs and drilled bolts. The heater is inserted inside a hollow bolt or stud before tightening. Once the nut is tightened, the heater is removed, causing the bolt to contract for a tight fit. Standard bolt heaters are supplied with post terminals. Extension cords can be provided as an option.



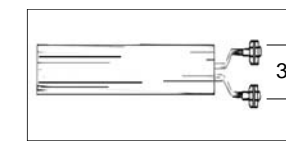
Tevac's Type LR

Locating Rings can be mounted anywhere along the sheath. Usually used to locate the beginning of the heated section. This allows only the heated section to come in contact with the mold, manifold, runner or part.



Tevac's Type TF

Threaded fittings allow for installation into a threaded hole, particularly in immersion heater applications. Brass & S.S. fittings are available in single or double threads.



Tevac's Type PT

Post Terminals are designed for applications requiring a fast connection using leads, splice terminals, or bus bars. Not available for sizes under 1/2" diameter.